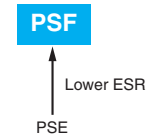


NPCAP™-PSF Series

- Super low ESR, high ripple current capability
- ESR 5mΩ max. (2 to 4V_{dc})
- Longer life (20,000 hours at 105°C)
- Rated voltage range : 2 to 16V_{dc}
- Solvent resistant type (see PRECAUTIONS AND GUIDELINES)
- RoHS2 Compliant
- Halogen Free



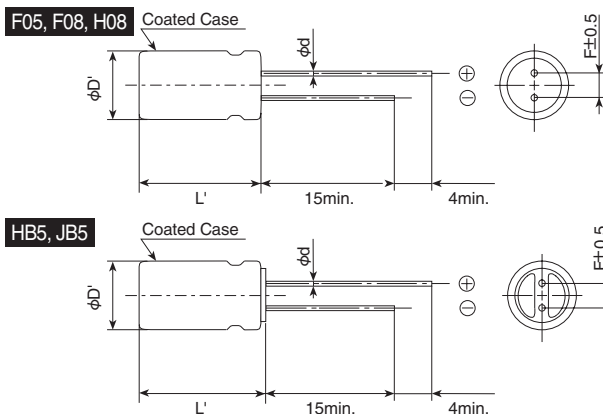
◆ SPECIFICATIONS

Items	Characteristics						
Category							
Temperature Range	-55 to +105℃						
Rated Voltage Range	2 to 16V _{dc}						
Capacitance Tolerance	±20%(M) (at 20℃, 120Hz)						
Leakage Current	Shall not exceed values shown in STANDARD RATINGS. (at 20℃ after 2 minutes)						
*Note							
Dissipation Factor (tan δ)	0.10 max. (at 20℃, 120Hz)						
Low Temperature Characteristics (Max.Impedance Ratio)	Z(-25℃)/Z(+20℃)≤1.15 Z(-55℃)/Z(+20℃)≤1.25 (at 100kHz)						
Endurance	The following specifications shall be satisfied when the capacitors are restored to 20℃ after the rated voltage is applied for 20,000 hours at 105℃.						
	Appearance		No significant damage				
	Capacitance change		≤ ±20% of the initial value				
	D.F. (tan δ)		≤150% of the initial specified value				
	ESR		≤150% of the initial specified value				
	Leakage current		≤The initial specified value				
Bias Humidity Test	The following specifications shall be satisfied when the capacitors are restored to 20℃ after subjecting them to DC voltage at 60℃, 90 to 95% RH for 1,000 hours.						
	Appearance		No significant damage				
	Capacitance change		≤ ±20% of the initial value				
	D.F. (tan δ)		≤The initial specified value				
	ESR		2 to 6.3V _{dc} : ≤The initial specified value				
			16V _{dc} : ≤150% of the initial specified value				
	Leakage current		≤The initial specified value				
Surge Voltage Test	The capacitors shall be subjected to 1,000 cycles each consisting of charge with the surge voltage specified at 105℃ for 30 seconds through a protective resistor(R=1kΩ) and discharge for 5 minutes 30 seconds.						
	Rated voltage (V _{dc})		2.0	2.5	4.0	6.3	16
	Surge voltage (V _{dc})		2.3	2.9	4.6	7.2	18
	Appearance		No significant damage				
	Capacitance change		≤ ±20% of the initial value				
	D.F. (tan δ)		≤The initial specified value				
	ESR		2 to 6.3V _{dc} : ≤The initial specified value				
			16V _{dc} : ≤150% of the initial specified value				
	Leakage current		≤The initial specified value				

*Note : If any doubt arises, measure the leakage current after the following voltage treatment.
Voltage treatment : DC rated voltage is applied to the capacitors for 120 minutes at 105°C.

◆ DIMENSIONS [mm]


● Terminal Code : E



Size code	F05	F08	H08	HB5	JB5
φD	6.3		8.0		10.0
φd	0.45		0.6		
F	2.5		3.5		5.0
φD'	φD+0.5max.				
Note 1	L+1.2max. for 6.3V820μF, 1.5max.				

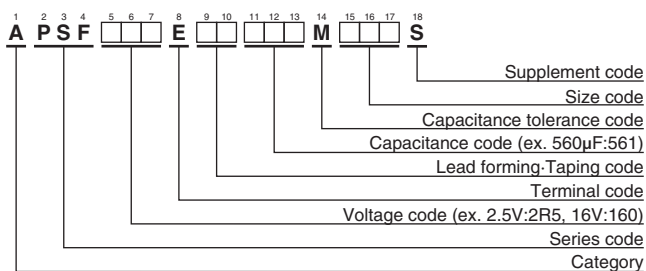
◆ MARKING

EX) 2.5V560μF



NPCAP™-PSF Series

◆PART NUMBERING SYSTEM



Please refer to "Product code guide (conductive polymer type)"

◆STANDARD RATINGS

WV (Vdc)	Cap (μF)	Case size φ D×L(mm)	Leakage current (μA max./after 2min.)	ESR (mΩ max./20°C, 100k to 300kHz)	Rated ripple current (mArms/105°C, 100kHz)	Part No.
2	1,000	6.3×8	500	5	5,900	APSF2R0E□□102MF08S
2.5	330	6.3×8	500	5	5,900	APSF2R5E□□331MF08S
	470	6.3×8	500	5	5,900	APSF2R5E□□471MF08S
	560	6.3×8	500	5	5,900	APSF2R5E□□561MF08S
	820	6.3×8	500	5	5,900	APSF2R5E□□821MF08S
	1,200	6.3×8	1,200	5	5,900	APSF2R5E□□122MF08S
	1,600	8×8	800	5	6,100	APSF2R5E□□162MH08S
4	470	6.3×8	500	5	5,900	APSF4R0E□□471MF08S
	560	6.3×8	500	5	5,900	APSF4R0E□□561MF08S
6.3	820	6.3×8	1,030	8	4,700	APSF6R3E□□821MF08S
16	100	6.3×5	500	24	2,490	APSF160E□□101MF05S
	270	8×8	864	10	5,000	APSF160E□□271MH08S
	270	8×11.5	864	11	5,080	APSF160E□□271MHB5S
	330	8×8	1,050	13	4,700	APSF160E□□331MH08S
	470	8×11.5	1,500	11	5,400	APSF160E□□471MHB5S
	470	10×11.5	1,500	10	6,100	APSF160E□□471MJB5S

□□ : Enter the appropriate lead forming or taping code.

◆RATED RIPPLE CURRENT MULTIPLIERS

● Frequency Multipliers

Frequency(Hz)	120	1k	10k	50k	100k to 500k
Radial lead type	0.10	0.35	0.60	0.80	1.00



- Always read "Notes on Use" before using the product in order to enable you to use the product correctly and prevent any faults and accidents from occurring.
- Request the Product Specification on the product of NIPPON CHEMI-CON CORPORATION to refer to it as well as this brochure prior to the order of the products. Some specific notes on use of the ordered product may be described in the specifications.
- The products listed in this catalog are designed and manufactured for general electronics equipment use and are not intended for use in applications that can adversely affect human life; where the malfunction of equipment may cause damage to life or property. In addition, our products are not intended to be used in specific applications that may cause a major social impact. Please consult with us in advance of usage of our products in the following listed applications. ① Aerospace equipment ② Power generation equipment such as thermal power, nuclear power etc. ③ Medical equipment ④ Transport equipment (automobiles, trains, ships, etc.) ⑤ Transportation control equipment ⑥ Disaster prevention / crime prevention equipment ⑦ Highly publicized information processing equipment ⑧ Submarine equipment ⑨ Other applications that are not considered general-purpose applications.
- The circuits described as examples in this catalog and the "delivery specifications" are featured in order to show the operations and usage of our products, however, this fact does not guarantee that the circuits are available to function in your equipment systems. We are not in any case responsible for any failures or damage caused by the use of information contained herein. You should examine our products, of which the characteristics are described in the "delivery specifications" and other documents, and determine whether or not our products suit your requirements according to the specifications of your equipment systems. Therefore, you bear final responsibility regarding the use of our products.
Please make sure that you take appropriate safety measures such as use of redundant design and malfunction prevention measures in order to prevent fatal accidents and/or fires in the event any of our products malfunction.
- We strongly recommend our customers to purchase Nippon Chemi-Con products only through our official sales channels. We assume no responsibility for any defects or damages caused by using products purchased from outside our official sales channel or of counterfeit goods. In addition, we will ask the customer to pay the investigation cost for products purchased outside our official sales channel.
- We reserve the right to discontinue production and delivery of products. We do not guarantee that all the products included in this catalog will be available in the future.
The aforementioned does not apply in the case of individual agreements deviating from the foregoing for customer-specific products
- We continually strive to improve the quality and reliability of our products, but in any case that our product does not meet our published specifications, please stop using it promptly and contact us immediately. As for compensation for non-conforming goods delivered by Chemi-Con, we will limit it only to goods found in non-compliance of our published specifications. This may be accomplished by a no cost replacement of non-conforming individual products, a credit of the piece price paid per each individual non-conforming product, or in other ways deemed necessary.
In addition, we have an established system with enhanced traceability, therefore we will limit the applicable lot items for any potential compensation.

[Part Numbering System](#)

[Part Numbering System \(Appendix\)](#)

[Standardization](#)

[Available Items by Manufacturing Locations](#)

[Environmental Measures](#)

[Technical Note](#)

[Precautions and Guidelines](#)

[Recommended Soldering Conditions](#)

[Taping, Lead-preforming, Terminal and Packaging Options](#)